

# VIRTUAL ENGAGEMENT

WINTER QUARTER WEEK 9 ~ SPRING QUARTER WEEK 3 ~ 2020

## Disability Services Center

43 intakes




## Social Worker

116 active cases

18 referrals

23 meetings  
(18 zoom + 5 phone)



## Student Health

45 days

521 telehealth visits

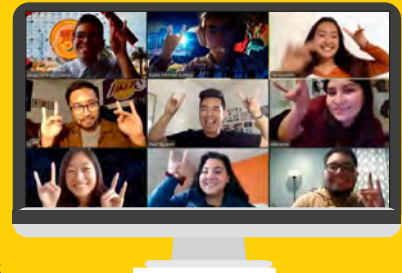
73% of total visits



## Center for Student Wellness & Health Promotion

### Virtual Engagement

- 9 workshops with 114 participants
- 11 meetings with 37 participants
- 4 classes with 37 participants



## Campus Recreation

### Anteaters@Home website launch

virtual workouts, classes, training

### On Demand Classes & Workouts

2,748 video views

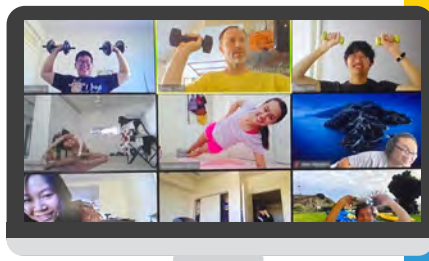
### 40+ live classes

1,000 participants

### Intramural / Esports

160 teams

364 participants



### Club Sports

150 participants

6,022 website visits

3,500 average post views



## Social Media

1,858

Facebook video views

988

Facebook post engagements

230

Instagram interactions

## Counseling Center

341 clients

523 teletherapy sessions



### Social Media

up 650 engagements over the month

## CARE

22 appointments with 13 existing clients

+12 additional

6 new intakes

Denim Day Instagram video

1,100+ views



## Child Care

Teachers have

Virtual Storytime

with their classes

